

K /1
Blizzard Bag
Day 2

Blizzard Bag #2 – Parents, please initial beside each completed activity. Place all completed work and materials inside the bag and return to school.

❖ **Phonics/ Writing:**

----- Complete the Making New Words page. Read the word in the first column. Look at the picture in the 2nd column and “Stretch the word out” (sound out the word so that each sound can be heard). Write the new word in the 3rd column with a pencil.

❖ **Reading:**

Complete the following steps with each book you read with your child.

----- Before Reading – Ask

- What is the author ‘s job? What is the illustrator’s job?
- What clues are in the title and the pictures?

----- Take a picture walk through the book. Let your child tell you about the pictures on each page or even ask you questions about the pictures.

----- Read the book together

----- After Reading – Ask

- Who was in the story? (characters)
- Where did the story take a place? (setting)
- Tell me what happened in the beginning of the story? Next? At the end?

- Have your child complete the tables with pictures or words to describe the characters and the setting of the story.

❖ **Sight Words:**

----- Complete both practice page using a pencil. Read the word, trace the word and write the word.

❖ **Math:**

----- Complete the Addition page using different manipulative like buttons, paper clips, or crayons.

----- Complete the Snowball Fight page using a pencil to write the missing number on each snowball.

❖ **Project:**

-----Let your child choose one of the tasks below:

- Draw a picture of your favorite part of any project that has been done.
- Draw a picture of what you hope our next project should be.


Please discuss with your child why they chose whatever they choose.








Name: _____



Making New Words

Short a Words



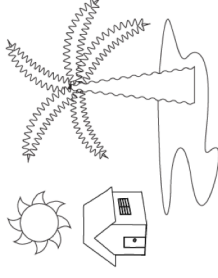
Word	Change it to...	Write the word
cat		<hr/> <hr/> <hr/>
man		<hr/> <hr/> <hr/>
jam		<hr/> <hr/> <hr/>
nap		<hr/> <hr/> <hr/>
bat		<hr/> <hr/> <hr/>
fan		<hr/> <hr/> <hr/>
bad		<hr/> <hr/> <hr/>

Title _____

Author _____



Characters



Setting

Name:

3rd Q.

1. Read the popcorn word. 2. Trace the popcorn word. 3. Write the popcorn word.

was

was

were

were

said

said

that

that

Name:

3rd Q.

1. Read the popcorn word. 2. Trace the popcorn word. 3. Write the popcorn word.

down

down

they

they

boy

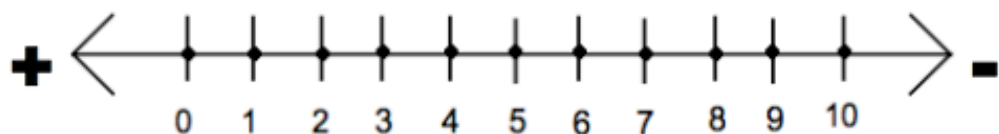
boy

out

out

Name: _____ Date: _____

Addition – Up to 5




1	2	2	4
+ 0	+ 3	+ 1	+ 1
<hr/>	<hr/>	<hr/>	<hr/>

3	2	9	0
+ 5	+ 2	+ 1	+ 0
<hr/>	<hr/>	<hr/>	<hr/>

8	1	5	0
+ 2	+ 7	+ 0	+ 3
<hr/>	<hr/>	<hr/>	<hr/>

Snowball Fight

Win the snowball fight by filling in the missing numerals.



1 2 3 4 5 6 7 8 9 10 11 12 13 14 15 16 17 18 19 20